



EndoMatrix (M) Sdn Bhd
No. 51-5, Block G, Dataran Prima, Jalan PJU 1/37,
47301 Petaling Jaya, Selangor Darul Ehsan, Malaysia.
Phone: 03-7803 1145 | Fax: 03-7496 8645
sales@endomatrix.com.my | www.endomatrix.com.my



Website



Facebook



Instagram

ShenZhen Fitorch Electronics Technology Co., Ltd

Office Address: 6F, Longsheng Commercial Building,
Dalang St, Longhua new district, ShenZhen, China

Tel: +86-755-2101-3606

Web: www.fitorchworld.com

E-mail: info@fitorchworld.com



2021 PRODUCT CATALOGUE

www.fitorchworld.com

CONTENTS

Scenarios	1
Knowledge	3
Company Profile	7
P30RGT	9
P20RGT	
P25	11
P26R	
P30Z	
MR35	
P35R	13
PR40	
HS1R	15
HS2R	
ER26	17
MR26	19
MR20	
M30R	21
MR15	
ER20	23
K3 LITE	
EC10	25
ER16	
EC05	
EC20	
Accessories	27
Warranty Terms	31





Fitorch has a full range of products for military, law enforcement, hunting, searching, EDC and outdoor activities such as hiking, camping, climbing, cycling and etc. With reliable quality and continuous innovation, Fitorch has been more and more widely used in different lighting applications.



Tactical

As a simple and intuitive UI is most important in tactical lights, Strobe Ready TM definitely meets the need. Besides, it requires high output and tactical defense function. Using with bezel, tactical ring, gun mount and remote switch to enhance the tactical function overall.

Recommended models :
M30R, MR26, MR20, MR15



Law Enforcement

For law enforcement applications, the lighting tools should have high output, long runtime and direct access to strobe. This kind of lighting tool should be highly reliable in resisting dust, water and shocks, and should be tough enough to confront contingencies.

Recommended models :
Mr15, M30R, MR26, MR20



Hunting

A hunting light should have high output with optimal beam distance to ensure long range visibility. Light weight, compatibility with shotguns, ability to absorb recoil are also required. Colored outputs are preferred to preserve users' night adapted vision, or to not startle the preys.

Recommended models :
P35R, PR40



Camping

For camping, a lightweight and portable lantern with a loop or magnetic base may be the most convenient to set hands free. Besides high output, it also requires soft beam with high colour rendering index, long duration and more.

Recommended models :
P30Z, P25, P26R, ER26, HS1R, HS2R



Search & Rescue

For search and rescue, a lighting tool should preferably have blinding lumens, superb beam distance as well as long runtime. Qualities like portability, ruggedness and light weight are also a plus

Recommended models :
P35R, PR40, P26R



Hiking/Trekking

Generally, lights for hiking not only require high output but also light weight, long duration and reliability. For team leaders, high output and far-reaching spotlights help to see the path ahead, and a red caution light helps team members to find you.

Recommended models :
P20RGT, P30RGT, P30Z, P25, P26R, ER26, HS1R, HS2R



Climbing

Considering the harsh environment on high altitude, a headlamp with high intensity, long runtime and grand throw is essential. For freezing environments, low temperature resistance is required to maintain stable performance of lights. Hands-free and lightweight products are more popular.

Recommended models :
P20RGT, P30RGT, P25, P26R, ER16, P30Z, P35R, HS1R, HS2R, ER26



Caving

Due to the dangerous and low-light environment in cave, high output lights are required for caving. Since there is water in cave and the temperature is low, low temperature resistance and waterproofness are necessary. Ruggedness are also paramount.

Recommended models :
P20RGT, P30RGT, P25, P26R, P35R, ER26



Running

For long distance running, runners may prefer a lightweight headlamp with flood light and long runtime. High output and red caution light are required when necessary. For those who enjoy leisurely urban night running, a high performance headlamp ensures their safety in running.

Recommended models :
P20RGT, P30Z, P25, K3 Lite



Cycling

Lighting with capability to illuminate blind spot ahead or under foot is essential to ensure safety in cycling. Features like multiple modes for different riding conditions, easy to operate, install or remove, flexible charging options, compatibility with handlebars of various sizes also add up to a great bike light. A rear caution light is also necessary for maximum attention and safety.

Recommended models :
P20RGT, P30RGT, ER16, P30Z, HS1R, HS2R, ER26



Industrial workplace

Rechargeable lights are usually welcomed by industrial workers due to better cost performance. Hands-free capability, portability, an intuitive user interface are required to ensure convenience. For hazardous industries like mining or oil extraction, explosion-proof lights are mandatory.

Recommended models :
P25, P26R, ER16, P30Z, Mr15, ER20, ER26



EDC

EDC (everyday carry) is designed to be carried with you everyday, thus it must be ultra-compact, lightweight, and always works when you need it. It does not require multiple choices of brightness level, whilst sufficient runtime and easy operation are necessary.

Recommended models :
P25, ER16, EC10, ER20, EC05, EC20, K3 Lite



Photography

Full area coverage uniform lighting with color rendering capability is best for photography. Multiple output choices allowing for adjusting lighting according to ambient environment are also required. Portability, compatibility with tripods and colored outputs are a plus.

Recommended models :
P30Z, P25, P26R



Fishing

Hands-free capability is paramount. Colored outputs are inconspicuous, especially blue light. Blue light will not alarm underwater wildlife, and is able to attract some fishes, activate fluorescence of the float, which is why it is well received by fisherman or fishing enthusiasts.

Recommended models :
MR35, P35R, PR40, MR26, MR20



Detecting

UV lighting is necessary in detection. It can check out fluorescer, which is harmful for health. Multiple lighting sources like red, green and blue would be a plus. Blue lighting can identify blood and colored lighting can protect users' eyes by preserving night adapted vision.

Recommended models :
Mr35

DIE-CASTING


Most FITORCH flashlights feature die casting, which is significantly helpful to reduce the weight and size of flashlight, while improve solidity and heat dissipation. Die-cast flashlights are extremely lightweight, compact and robust. However, it is not so common in market because it not only increases cost but also requires higher assembling level.



CIRCUIT SYSTEM

Circuit system is the most important part of LED flashlight. It is responsible for both LED driving and output switching. FITORCH's advanced circuit management system delivers constant current to the LED, which ensures continuous and flicker-free light output during the whole working process. To maximize the circuit efficiency and reliability, all FITORCH flashlights are with premium electronic components and most optimized design. Moreover, all contact points have been plated gold or silver coating.

Additionally, FITORCH has added microcomputer processor in the circuit, which allows easy access to different outputs for all situations. Circuit plays a critical role in maximizing power conversion efficiency and battery lifespan. FITORCH's highly reliable and compact circuit is the main factor for FITORCH flashlights featuring longer runtime, higher output and better portability.



BILLET ALUMINUM BODY

Almost all FITORCH flashlights are made of lightweight, high-strength aerospace grade aluminum alloy. And most of them are CNC machined from a solid aluminum bar instead of "tubular aluminum", which is most common in market. This manufacturing process makes FITORCH flashlights extremely solid and robust. Besides, with military class HAIII hard anodizing finish, FITORCH flashlights are nearly as tough as diamond, which protects them from scratches, abrasions or corrosion.



PATENTED TRIPLE TAIL SWITCH

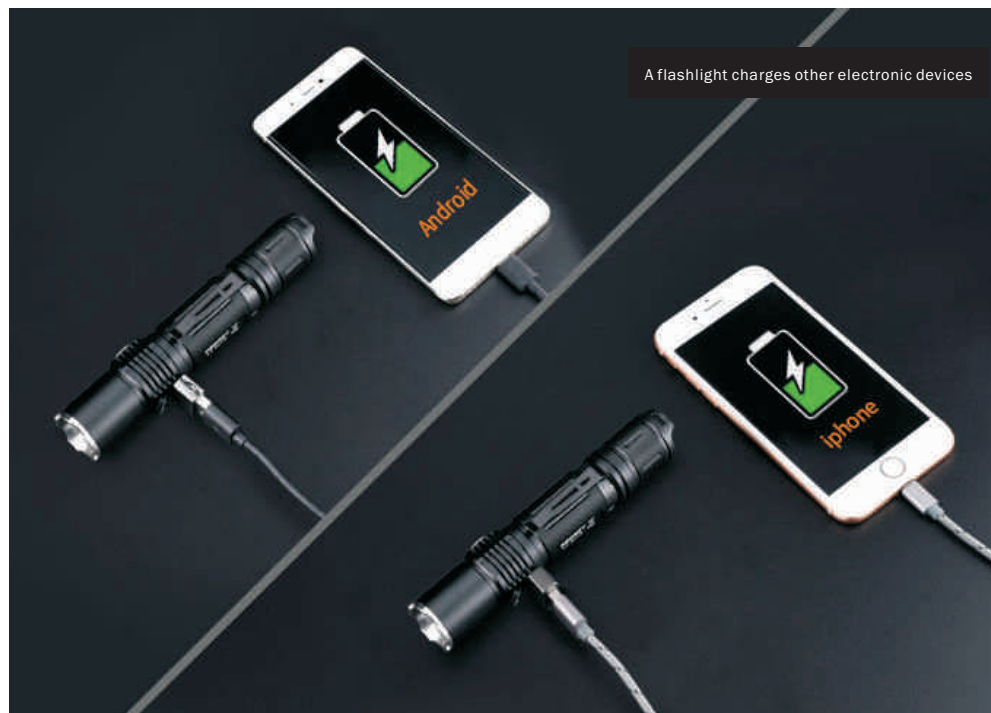
FITORCH is the pioneer of triple tail switch with bidirectional mechanical lockout function. At the crucial moment in tactical application, even 1 second is critical. FITORCH patented triple tail switch allows direct access to strobe and turbo output.

The bidirectional mechanical lockout effectively prevents misoperation during action. Compared with electronic locking, mechanical lockout is more reliable and safer with less risk of misoperation.



RECHARGEABLE & CHARGEABLE FUNCTION

Besides USB rechargeable, a majority of FITORCH flashlights have power bank function. With the OTG connector, they can charge phones (both Android and iPhone) in emergency. This is a good way to share different power sources and avoid inconvenience and potential danger when cell phone is out of power in outdoors.



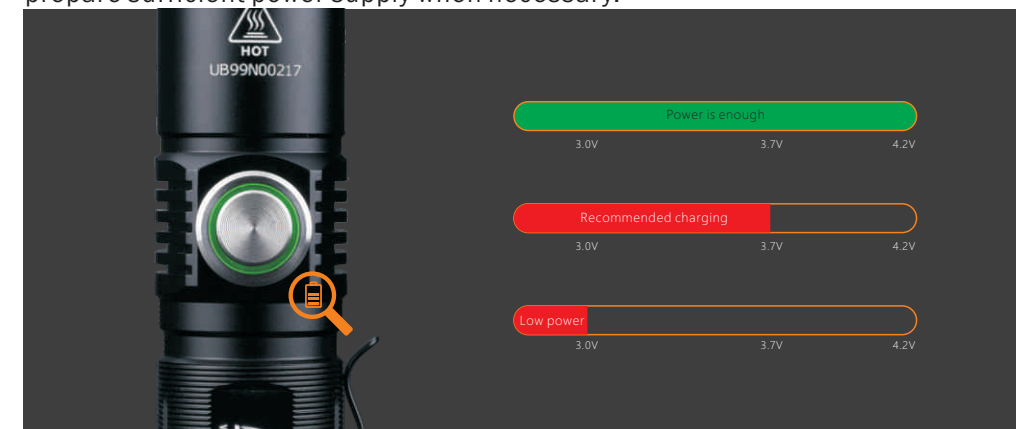
USER-FRIENDLY DIMMING SYSTEM

All FITORCH flashlights have considered light and dark adaptation to avoid discomfort and protect users' eyes as much as possible. FITORCH has always been keeping user-oriented for better user experience.



POWER LEVEL DETECTION

Most FITORCH flashlights with side switch have power level detection function accurate to 0.1V. This is helpful for users to know power level at any time and prepare sufficient power supply when necessary.



ABOUT FITORCH

Fitorch is a high-tech enterprise specialized in R&D, manufacturing, sales & marketing and service of portable illumination tools, including LED flashlights, headlamps, bicycle lights and accessories. All Fitorch products have their own original design IDs and invention patents. The products are highly recommended in the market with outstanding ratio of cost to performance and reliable quality.

We are not only running a for-profit business, but also contributing to the society by our strong corporate social responsibility.



PROFESSIONAL OUTDOOR FLASHLIGHTS



P30RGT 1180 LUMENS 285 METERS

Integrated Housing Rechargeable Outdoor Flashlight

1x18650 or 2xCR123A

USB



SPECIFICATIONS

FL 1 STANDARD	HIGH	MEDIUM	LOW	ECO	STROBE	SOS
OUTPUT	1180 LM	300 LM	100LM	5LM	1180LM	300LM
RUNTIME	1.5 h	3.8 h	18 h	181 h	2.5 h	
INTENSITY	23,300cd					
DISTANCE	285m(Max)					
WATERPROOF	IPX-8					
IMPACT RESISTANCE	2m					
SIZE	φ1.00*5.47 inch / φ25.4*139mm					
WEIGHT	3.04 oz/130g(exclude battery)					

CREE XP-L LED



Power Level Detection

Compatible with Gun Mount

P20RGT 1180 LUMENS 245 METERS

Integrated Housing Rechargeable Outdoor Flashlight

1x18650 or 2xCR123A

USB



SPECIFICATIONS

FL 1 STANDARD	HIGH	MEDIUM	LOW	ECO	STROBE	SOS
OUTPUT	1180 LM	300 LM	100LM	5LM	1180LM	300LM
RUNTIME	1.5 h	3.8 h	18 h	181 h	2.5 h	
INTENSITY	18,600cd					
DISTANCE	245m(Max)					
WATERPROOF	IPX-8					
IMPACT RESISTANCE	2m					
SIZE	φ1.00*5.47 inch / φ25.4*139mm					
WEIGHT	3.46 Ounces/97g(exclude battery)					

CREE XP-L LED



Power Bank Function with the OTG Connector

Beacon Location

P25 3000 LUMENS 285 METERS

Highest Performance to Size Ratio

1x26350 or 1x26650

USB-



SPECIFICATIONS

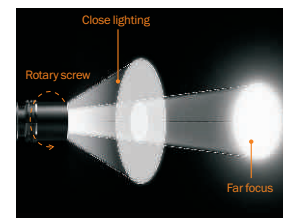
FL 1 STANDARD	HIGH	MEDIUM	LOW	ECO	STROBE	SOS
OUTPUT	3000LM	700LM	150LM	30LM	1500LM	700LM
RUNTIME	15 min	1.5 h	10 h	28 h	1 h	
INTENSITY	13,120cd					
DISTANCE	229m(Max)					
WATERPROOF	IPX-8					
IMPACT RESISTANCE	2m					
SIZE	85.5*33.8*31.8mm					
WEIGHT	3.21oz/90g(exclude battery)					

4x CREE XPG3 LED

P30Z 750 LUMENS 190 METERS

Beam Zoomable for Flooding and Spot

1x18650 or 2xCR123A



SPECIFICATIONS

FL 1 STANDARD	HIGH	MEDIUM	LOW	STROBE	SOS
OUTPUT	750 LM	300 LM	30LM	750LM	300LM
RUNTIME	2.15 h	3.8 h	120 h	4 h	
INTENSITY	11,300cd				
DISTANCE	190m(Max)				
WATERPROOF	IPX-8				
IMPACT RESISTANCE	2m				
SIZE	1.36*5.08 inch / 34.6*129mm				
WEIGHT	4.45 oz/124.6g(exclude battery)				

CREE XP-L LED

P26R 3600 LUMENS 265 METERS

Compact and Powerful Searchlight

1x26650

USB-



SPECIFICATIONS

FL 1 STANDARD	HIGH	MEDIUM	LOW	ECO	STROBE	SOS
OUTPUT	3600 LM (1200LM)	650LM	120LM	20LM	3600LM	650LM
RUNTIME	90s(2.5h)	5.2 h	25 h	150 h	1 h	
INTENSITY	21,300cd					
DISTANCE	265m(Max)					
WATERPROOF	IPX-8					
IMPACT RESISTANCE	2m					
SIZE	132*37*31.8mm					
WEIGHT	4.87 oz/136.5g(exclude battery)					

CREE XHP-70.2 LED



Power Bank Function with the OTG Connector


Power Level Detection

MR35 1200 LUMENS 180 METERS

RECHARGEABLE WHITE + RGB + UV 5 COLORS LED FLASHLIGHT

1x18650 or 2xCR123A

USB-



SPECIFICATIONS

FL 1 STANDARD	HIGH	MEDIUM	LOW	ECO	STROBE	SOS
OUTPUT	1200 LM	330LM	100LM	8LM	1200 LM	330LM
RUNTIME	1.5 h	6 h	20 h	350 h		
INTENSITY	13,300cd					
DISTANCE	180m(Max)					
WATERPROOF	IPX-8					
IMPACT RESISTANCE	2m					
SIZE	25.4*147.5*40mm					
WEIGHT	6.14 oz/172.0g(exclude battery)					

CREE XP-L LED

HUNTING FLASHLIGHTS

13

P35R 1200 LUMENS 980 METERS

Compact and Long-range Hunting Flashlight

1x18650 or 2xCR123A


USB



SPECIFICATIONS

FL 1 STANDARD	HIGH	MEDIUM	LOW	ECO	STROBE	SOS
OUTPUT	1200 LM	500LM	150LM	5LM	1200 LM	500LM
RUNTIME	1.5 h	5 h	18 h	260 h	2.5 h	
INTENSITY	240,100cd					
DISTANCE	980m(Max)					
WATERPROOF	IPX-8					
IMPACT RESISTANCE	1m					
SIZE	ø25.4*50*165mm					
WEIGHT	7.13 oz/202g(exclude battery)					

CREE XP-L LED



4 colors of filters available with unique and easy mounting way

Power Bank Function with the OTG Connector

PR40 1350 LUMENS 1000 METERS

Long-range Hunting and Searching Flashlight

2x18650 or 4xCR123A

USB



SPECIFICATIONS

FL 1 STANDARD	HIGH	MEDIUM	LOW	ECO	STROBE	SOS
OUTPUT	1350 LM	500LM	150LM	5LM	1350 LM	500LM
RUNTIME	1.5 h	6 h	20 h	430 h	3 h	
INTENSITY	250,000cd					
DISTANCE	1000m(Max)					
WATERPROOF	IPX-8					
IMPACT RESISTANCE	1m					
SIZE	ø25.4*50*235mm					
WEIGHT	8 oz/226.8g (exclude battery)					

CREE XP-L LED



Power Level Detection

Compatible with Remote Switch and Gun Mount

14

HEADLAMPS



HS1R 200 LUMENS 80 METERS

NEW

SMART SENSOR HEADLAMP

1x lithium-polymer rechargeable battery



SPECIFICATIONS

FL 1 STANDARD	HIGH	MEDIUM	LOW	SOS
OUTPUT	200LM	85LM	25LM	200LM
RUNTIME	2.5 h	5 h	15 h	2.5 h
INTENSITY	550cd			
DISTANCE	80m(Max)			
WATERPROOF	IPX-6			
IMPACT RESISTANCE	1m			
SIZE	60*35*32mm			
WEIGHT	3.0oz/85g			
CREE XPG LED				



HS2R 500 LUMENS 100 METERS

NEW

MULTI-FUNCTIONAL RECHARGEABLE HEADLAMP

1x18650 or 3xAAA

USB



SPECIFICATIONS

FL 1 STANDARD	HIGH	MEDIUM	LOW	STROBE	SOS	BEACON	HIGH	LOW	RED	RED STROBE
OUTPUT	500LM	180LM	100LM	500LM	500LM	500LM	40LM	6LM	-	-
RUNTIME	3 h	10 h	16 h	-	-	-	28 h	60 h	-	-
INTENSITY	980cd									
DISTANCE	100m(Max)									
WATERPROOF	IPX 6									
IMPACT RESISTANCE	1m									
SIZE	85.8*38.2*31.5mm									
WEIGHT	2.67 oz/75.6g(exclude battery)									
CREE XM-L T6 LED										



ANGLE LIGHT



ER26 1000 LUMENS 150 METERS
MULTIFUNCTIONAL FLASHLIGHT

1x18650

USB-

NEW



90° adjustable head



Magnetic Charging
Convenient And Fast



SPECIFICATIONS

FL 1 STANDARD	HIGH	MEDIUM	LOW	ECO	STROBE	SOS
OUTPUT	1380 LM	500 LM	30 LM	1.5LM	1380LM	1380LM
RUNTIME	1.5 h	4.5 h	65 h	600 h	3 h	
INTENSITY	9,800cd					
DISTANCE	200m(Max)					
WATERPROOF	IPX-8					
IMPACT RESISTANCE	1m					
SIZE	φ24.5*φ23*122mm					
WEIGHT	3.24oz/91.8g(exclude battery)					

LUMINUS SST40



MR26 1800 LUMENS 302 METERS

TACTICAL LED FLASHLIGHT


1x8650 or 2xCR123A

USB



SPECIFICATIONS

FL 1 STANDARD	TURBO	HIGH	MEDIUM	LOW	ECO	STROBE	SOS
OUTPUT	1800LM	800LM	300LM	100LM	5LM	1800LM	300LM
RUNTIME	40 min	2 h	5 h	18 h	181 h		
INTENSITY	23,360cd						
DISTANCE	302m(Max)						
WATERPROOF	IPX-8						
IMPACT RESISTANCE	2m						
SIZE	ø25.4*147*35mm						
WEIGHT	4.68oz/131g(exclude battery)						
CREE XHP35 HD LED							



Unique Tactical Triple Tail Switch

Compatible with Remote Switch and Gun Mount

MR20 1800 LUMENS 265 METERS

COMPATIBLE WITH 5 SORTS BATTERY
LONG RUNNING TIME FLASHLIGHT

1x21700 or 1x20700 or 1x18650
or 2xCR123A or 3xAAA

USB



SPECIFICATIONS

FL 1 STANDARD	TURBO	HIGH	MEDIUM	LOW	ECO	STROBE	SOS
OUTPUT	1800LM	800LM	300LM	100LM	5LM	1800LM	300LM
RUNTIME	40 min	2 h	5 h	18 h	181 h		
INTENSITY	21,785cd						
DISTANCE	279m(Max)						
WATERPROOF	IPX-8						
IMPACT RESISTENCE	2m						
SIZE	ø25.4*143*29.5mm						
WEIGHT	3.7oz/106g(exclude battery)						
CREE XHP35 HD LED							



4 colors of filters available with unique and easy mounting way

Power Level Indicator

M30R **1800** LUMENS **328** METERS

TACTICAL LED FLASHLIGHT

1x8650 or 2xCR123A

USB-



SPECIFICATIONS

FL 1 STANDARD	HIGH	MEDIUM	LOW	ECO	STROBE	SOS
OUTPUT	1800LM	460LM	130LM	20LM	1800LM	460LM
RUNTIME	40 min	3.5 h	13 h	146 h		
INTENSITY				26,300cd		
DISTANCE				328m(Max)		
WATERPROOF				IPX-8		
IMPACT RESISTANCE				2m		
SIZE				φ28*159*36.5mm		
WEIGHT				6.06oz/169.8g(exclude battery)		

CREE XHP35 HD LED



Unique Tactical Triple Tail Switch



Power Bank Function with the OTG Connector

MR15 **1200** LUMENS **256** METERS

COMPATIBLE WITH 5 SORTS BATTERY LONG RUNNING TIME FLASHLIGHT

1x21700 or 1x20700 or 1x18650
or 2xCR123A or 3xAAA

USB-



SPECIFICATIONS

FL 1 STANDARD	HIGH	MEDIUM	LOW	ECO	STROBE	SOS
OUTPUT	1200 LM	345LM	100LM	6LM	1200LM	345LM
RUNTIME	2.5 h	7 h	25 h	229 h		
INTENSITY				16,400cd		
DISTANCE				256m(Max)		
WATERPROOF				IPX-8		
IMPACT RESISTANCE				1m		
SIZE				φ28.1*153.1*35.1mm		
WEIGHT				4.7oz/131.6g(exclude battery)		

CREE XP-L LED



Multiple kinds of batteries compatible



Hidden Micro USB port for charging

EDC




ER20 1000 LUMENS 150 METERS


MINI RECHARGEABLE FLASHLIGHT

1x16340 or 1xCR123A

NEW



Magnetic charging convenient and fast



Magnetic tail cap for handfree

SPECIFICATIONS

FL 1 STANDARD	HIGH	MEDIUM	LOW	ECO	STROBE	SOS
OUTPUT	1000 LM	400 LM	60 LM	2LM	1000LM	1000LM
RUNTIME	45min	2 h	12 h	150 h	1.5 h	
INTENSITY	4,500cd					
DISTANCE	150m(Max)					
WATERPROOF	IPX-8					
IMPACT RESISTANCE	1m					
SIZE	ø0.83*2.78 inch/ø21*70.5mm					
WEIGHT	.1.75oz/49.5g(exclude battery)					

CREE XP-L LED

K3 Lite 550 LUMENS 100 METERS

Rechargeable Lightweight Key-chain Light with Three Lighting Sources

Built-in Li-ion battery

USB



Built-in Li-ion battery USB port for charging



Red, white and UV lighting sources

SPECIFICATIONS

FL 1 STANDARD	HIGH	MEDIUM	LOW	RED	UV	SOS IN RED	STROBE IN WHITE
OUTPUT	550LM	145LM	20LM	80LM		20LM	550LM
RUNTIME	20 min	1.2 h	8 h	1 h	1 h	2.5 h	1.2 h
INTENSITY	2,500cd						
DISTANCE	100m(Max)						
WATERPROOF	IPX-6						
IMPACT RESISTANCE	1m						
SIZE	ø25.4*147*35mm						
WEIGHT	4.68oz/131g(exclude battery)						

1* CREE XPG3 white LED, 1* CREE XPE2 red LED, 1* 370nm UV LED

EC10 700 LUMENS 165 METERS

Compact EDC Flashlight

1x14500 or 1xAA



SPECIFICATIONS

FL 1 STANDARD	HIGH	MEDIUM	LOW	STROBE	SOS
OUTPUT	700 LM	100 LM	30LM	700LM	700LM
RUNTIME	0.9 h	2.5 h	8 h		
INTENSITY	6,823cd				
DISTANCE	165m(Max)				
WATERPROOF	IPX-8				
IMPACT RESISTANCE	2m				
SIZE	ø0.77*4.05 inch / ø19.5*103mm				
WEIGHT	1.19 oz/33.8g(exclude battery)				

CREE XP-L LED



Portable and Lightweight
33.8g

Compatible with AA and
14500 battery

ER16 1000 LUMENS 150 METERS

Rechargeable Portable EDC Flashlight

1x16340


USB



SPECIFICATIONS

FL 1 STANDARD	HIGH	MEDIUM	LOW	ECO	STROBE	SOS
OUTPUT	1000 LM	340 LM	130 LM	3LM	1000LM	1000LM
RUNTIME	0.9 h	1.5 h	6 h	60 h		
INTENSITY	4,500cd					
DISTANCE	150m(Max)					
WATERPROOF	IPX-8					
IMPACT RESISTANCE	2m					
SIZE	ø1.0*3.67 inch / ø25.4*93mm					
WEIGHT	2.59oz/72.4g(exclude battery)					

CREE XP-L LED



Magnetic tail cap for
handfree

Portable and Lightweight

EC05 215 LUMENS 80 METERS

Fitorch EC05 Penlight

2xAAA



SPECIFICATIONS

FL 1 STANDARD	HIGH	MEDIUM	LOW	STROBE	SOS
OUTPUT	215 LM	70 LM	10LM	215LM	215LM
RUNTIME	2 h	8 h	40 h		
INTENSITY	1,600cd				
DISTANCE	80m(Max)				
WATERPROOF	IPX-8				
IMPACT RESISTANCE	2m				
SIZE	ø14.4*ø15.3*129.2mm				
WEIGHT	1.1 oz/31.2g(exclude battery)				

CREE XP-L LED

EC20 550 LUMENS 145 METERS

Rechargeable Portable EDC Flashlight

2xAA



SPECIFICATIONS

FL 1 STANDARD	HIGH	MEDIUM	LOW	ECO	STROBE	SOS
OUTPUT	550 LM	180LM	50LM	3LM	550 LM	550LM
RUNTIME	2.5 h	8.5 h	35 h	180 h		
INTENSITY	5,260cd					
DISTANCE	145m(Max)					
WATERPROOF	IPX-8					
IMPACT RESISTANCE	1m					
SIZE	ø20.5*23*155mm					
WEIGHT	2.78 oz/78.8g(exclude battery)					

CREE XP-L LED

ACCESSORIES



UC26R 18650 2600mAh

SPECIFICATIONS

- ▶ Micro-USB rechargeable port
- ▶ Built-in PCB for protection
- ▶ Multiple safeguards
- ▶ 500 charge cycle



UC34R 18650 3400mAh

SPECIFICATIONS

- ▶ Micro-USB rechargeable port
- ▶ Built-in PCB for protection
- ▶ Multiple safeguards
- ▶ 500 charge cycle



C260 18650 2600mAh

SPECIFICATIONS

- ▶ Built-in PCB for protection
- ▶ Multiple safeguards
- ▶ 500 charge cycle



C270 21700 5000mAh

SPECIFICATIONS

- ▶ Built-in PCB for protection
- ▶ Multiple safeguards
- ▶ 500 charge cycle

C450 26650 4500mAh

SPECIFICATIONS

- ▶ Built-in PCB for protection
- ▶ Multiple safeguards
- ▶ 500 charge cycle



UC20R 26350 2000mAh

SPECIFICATIONS

- ▶ Micro-USB rechargeable port
- ▶ Built-in PCB for protection
- ▶ Multiple safeguards
- ▶ 500 charge cycle



C147R 14500 750mAh

SPECIFICATIONS

- ▶ Micro-USB rechargeable port
- ▶ Built-in PCB for protection
- ▶ Multiple safeguards
- ▶ 500 charge cycle



C166R 16340 650mAh

SPECIFICATIONS

- ▶ Micro-USB rechargeable port
- ▶ Built-in PCB for protection
- ▶ Multiple safeguards
- ▶ 500 charge cycle



MT30 Tactical remote pressure mouse switch

SPECIFICATIONS

- ▶ For Models: M30R, MR26, MR20
- ▶ Span life: 1000,000 clicks
- ▶ Free velcro for quick fixing
- ▶ Tail cap size: 28.3x35mm
- ▶ N.W: 45.7g



ET25 P25 Extendable Compartment

SPECIFICATIONS

- ▶ Extendable Compartment Comply With 1*26650 Rechargeable Battery
- ▶ High-strength Aerospace Mil-Spec Hard Anodized Aluminum
- ▶ N.W: 18g



DF35 MR35 White Filter

SPECIFICATIONS

- ▶ Soft Light Output In White Filter
- ▶ Size: 85x40mm
- ▶ N.W: 33.6g



GM-1

SPECIFICATIONS

- ▶ For Models: P20RGT, P30RGT, P35R, PR40, MR35, M30R, MR26, MR20, P30Z



WARRANTY TERMS

We are confident in the quality of our products.

If your Fitorch products has any defect as the result of the material or workmanship, we would like to make it right.

15 days free replacement: Fitorch will replace a new replacement within 15 days from purchase date for any manufacturing defects happen in normal use. Please return the product to the retailer you purchased from and they will replace it.

5 years (60 months) free repairs: Fitorch will offer free repair within 5 years for lights from the date of purchase if problem happen in normal use.

Limited lifetime warranty: Over 5 years, Fitorch will provide lifetime repairs but charge for parts.

The free warranty does not cover any damages or failure caused by:

1. Normal wear;
2. Rough operation;
3. Battery leakage;
4. Improper operations;
5. Salt water and corrosive damage to the light

Batteries are currently under 1 year warranty